

Swivel swan neck spout

Ref. 967152

L.150mm, H.120mm



DESCRIPTION

Swivel swan neck spout - Ref. 967152

Swan neck spout M1/2".
L. 150mm, H. 120mm.
Fixing by back-nut.
Chrome-plated brass.
Scale-resistant flow straightener pre-set at 3 lpm.
10-year warranty.

ADVANTAGES






3 lpm



Chrome-plated solid brass,
fixing with back nut

TECHNICAL FEATURES

Swivel swan neck spout - Ref. 967152

Connector	M1/2"
Height	120mm
Length	150mm
Flow rate	3 lpm
Standards and certifications	  
Warranty	